

## Getting a Bylaw Authority

Please provide a completed Application Form

This is available online at:

[www.boprc.govt.nz/bylaw-authority](http://www.boprc.govt.nz/bylaw-authority)

## If you are installing an in-ground swimming pool...

### PLEASE PROVIDE:

- Your contact details
- Property address
- When you plan on starting and/or completing the works
- Location of pool
- Geotechnical assessment - including seepage analysis and assessment of any risk to a stopbank's integrity
- Pool specifications – dimensions, material, installation methodology, drainage and cleaning outlets
- Details about decking foundations (size of posts, depth in ground, backfill methodology)
- Information on any new in-ground connection services e.g. power, water
  - We'll need to understand the location, depth, how the services are being installed
- Details on associated activities that require earthworks or digging into the ground e.g. areas of hard surface (e.g. pathways, paved areas), fencing (removal of existing and constructing new), landscaping and plantings, pool shed, etc.

*There is no fee for a standard application although some charges may apply for technical review costs or specialist advice.*

## Submit your application

You can either send your completed application form and associated material to us by:

Email: [riversanddrains@boprc.govt.nz](mailto:riversanddrains@boprc.govt.nz)

or Post to:

**Rivers and Drainage Asset Management  
Bay of Plenty Regional Council  
PO Box 364  
Whakatāne 3158**

## What happens when your application is received?

We will send you an acknowledgement that we have your application. We aim to have applications assessed and bylaw authorities issued within 20 working days.

## Do you have questions or need help with your application?

Please contact a member of our Rivers and Drainage Bylaws team:

Phone: **0800 884 880**

Email: [riversanddrains@boprc.govt.nz](mailto:riversanddrains@boprc.govt.nz)


*If you're emailing the team, we'd be grateful if you could put your property address and 'Application Authority' in the subject line.*



**TOI MOANA  
BAY OF PLENTY  
REGIONAL COUNCIL**

[www.boprc.govt.nz](http://www.boprc.govt.nz)

Quick Guide



# Inground Swimming Pools



## Applying for a Bylaw Authority

Flood Protection and Drainage Bylaws 2020



**TOI MOANA  
BAY OF PLENTY  
REGIONAL COUNCIL**

## Background

In February 2021, the Bay of Plenty Regional Council's Flood Protection and Drainage Bylaws (2020) came into effect.

The Bylaws are about protecting the Regional Council's flood protection and drainage infrastructure, for example floodgates, stopbanks and drainage scheme drains. It's important they function properly when needed.

Residents living near these assets and wanting to do work on their property, need to consider whether they need a Bylaw Authority (written permission) from the Regional Council.

While Bylaws have a regulatory effect; they are a type of law, the Flood Protection and Drainage Bylaws (2020) are not about stopping owners doing work on their property.

This guide provides advice on what is required if your property is in a Bylaws affected area and you're looking to **install an in-ground swimming pool**.

## What do these Bylaws cover?

Regional Council controlled or managed:

### A DRAINAGE SCHEME DRAINS

### B DEFENCES AGAINST WATER

e.g. Stopbank, flood wall

### C EROSION PROTECTION

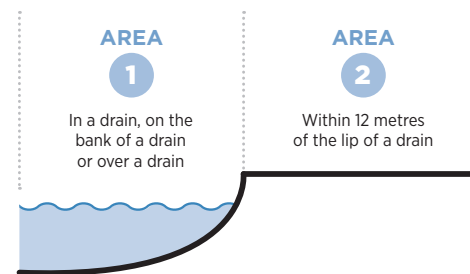
e.g. Willow plantings, rockwork

## Do Bylaws affect your property?

Check out our interactive map online at:  
[www.boprc.govt.nz/bylaw-authority](http://www.boprc.govt.nz/bylaw-authority)

# Bylaw applicable assets

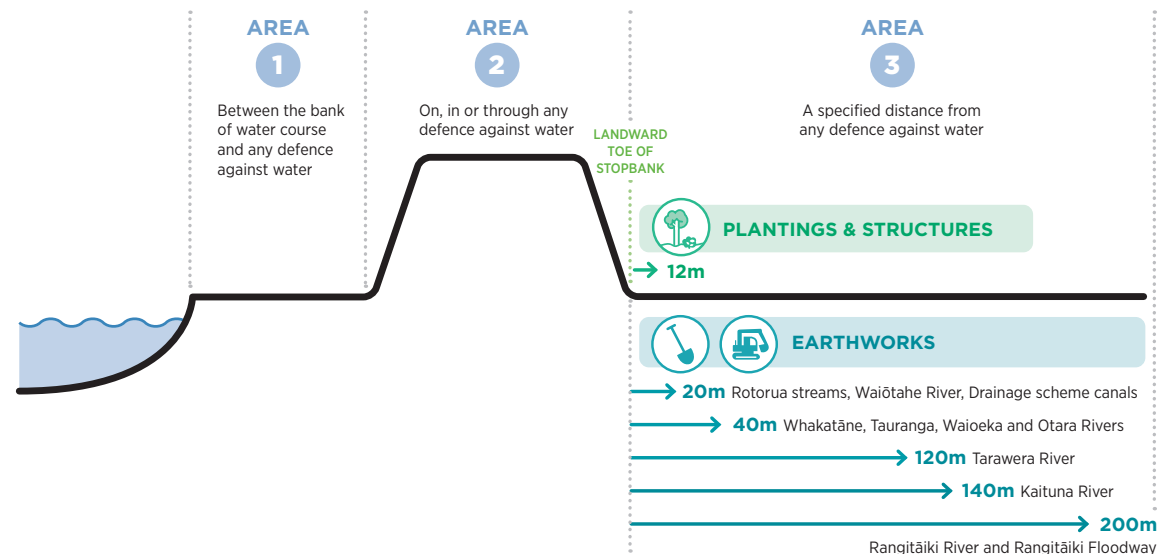
## A DRAINAGE SCHEME DRAINS



## C EROSION PROTECTION

Council regularly undertakes erosion protection work, for example planting or rockwork, along many of the region's rivers. Access to this work by Council is important for ongoing maintenance. If you're planning to undertake any work along one of the region's rivers, please email our team at [riversanddrains@boprc.govt.nz](mailto:riversanddrains@boprc.govt.nz) for advice.

## B DEFENCES AGAINST WATER



### Why are the distances for earthworks different for various rivers?

There are many soil types across the Bay of Plenty, with each having a different resistance to water.

When river levels rise against a flood defence e.g. a stopbank, water tries to find an escape route by following a path of least resistance.

In areas where soil types allow water to travel easily, such as the more porous soils of the Rangitāiki River

catchment, a greater distance is required between activities carried out on the land and the defence against water.

If earthworks are carried out incorrectly too close to a defence, they can make it easier for water to find places to escape, which can potentially cause it to fail.